



## Rye Community Primary School

*"Dream, Believe, Achieve"*



### Key Stage 1 Newsletter

We hope that you all had a restful and enjoyable Easter break. We hope the children are ready for a busy term of fun and learning! Our topic for Term 5 is 'Roots and Shoots.'

#### English

This term, our key texts are 'Jack and the Beanstalk', by Richard Walker and Niamh Sharkey, 'Jack and the Beanstalk', by Mara Alperin and 'All about Plants', by Peter Riley. Using our texts as a starting point, we will be writing our stories, information texts and a bean diary.

#### How You Can Help

Please read with your child every day and talk to them about what they are reading. Ask them questions about the story, characters and plot. Can they predict what will happen next?

Look at information texts with your child and look at the glossary and contents page to find out where you could locate more information.

Our focus this term is on plurals and suffixes and how we can use them in our writing.

Please encourage your child to form their letters correctly when they are writing at home.

#### Maths

In Maths this term Sea Turtles will be developing their understanding of fractions. Later in the term they will be developing their knowledge of time. Clownfish will begin the term by developing their understanding of multiplication and division. Later in the term they will expand their knowledge of fractions.

#### How You Can Help

Practise counting up to and back from 100, counting on in ones or tens.

If you are confident with this, try counting up in 2's, 3's and 5's.

You could also practise counting backwards as well.

Year 2 Sea Turtles please can you practise the 2, 3, 5 and 10 times tables.

Please practise telling the time in five minute intervals.

It would also be helpful to help your child practise the days of the week and months of the year in order, as well as being able to work out what the next day or day before is (e.g. What is the day after Thursday? What is the month called before June?)



# Rye Community Primary School

*"Dream, Believe, Achieve"*

## Science:

This term we will be learning about plants. We will be planting a range of different seeds and bulbs and observing how they grow in different environments. We will also be learning about germination and the life cycle of a plant.

## Topic:

This term in Geography we will be learning how to use a compass to navigate around a map. We will also be using aerial photographs to recognise and identify landmarks and human and physical features.

## Homework:

Please can you listen to your child read daily. Your child has been given a Collins reading book to read, which links with their phonics learning, as well as a Reading Passport and Library book to read for pleasure. Please ensure that you record your child's reading in their yellow reading record daily. Homework and spellings are set every Friday. Please complete one section in your CGP comprehension and one section in your White Rose maths books every week. In addition to this, there are optional home learning tasks available on our Class Dojo pages and a paper copy will also be sent home. Please support your child to complete their homework.

## Reading Passports

Please can you support your child by reading as many books as possible from their Reading Passport this year. The class teacher has set up some incentives in class for children to read for pleasure, but any support at home is gratefully appreciated.





## **Rye Community Primary School**

***"Dream, Believe, Achieve"***

### **Water Bottles and Snacks**

A hydrated brain is essential to learning! Please ensure that your child brings in a named water bottle. All key-stage one children are offered a healthy snack each day. They can also bring in their own healthy snack to eat at snack time. It is really helpful if water bottles and fruit-tubs are named so they can be returned if they get lost.




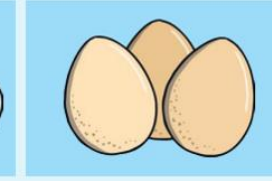








As always, please do not hesitate to contact us if you have any questions or queries. The easiest way to do so is by leaving a message on ClassDojo or with the school office. We will reply as soon as possible.

Thank you for your continued support.








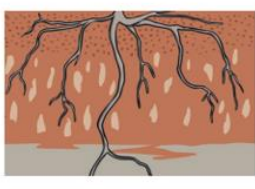






Miss Brewster and Mrs Haddock  
Sea Turtles' and Clownfish Teachers



# Jack and the Beanstalk Word Mat

				
giant	poor	clouds	eggs	Jack's mother
				
hen	cow	Jack	axe	beanstalk
				
magic beans	harp	gold	golden	castle

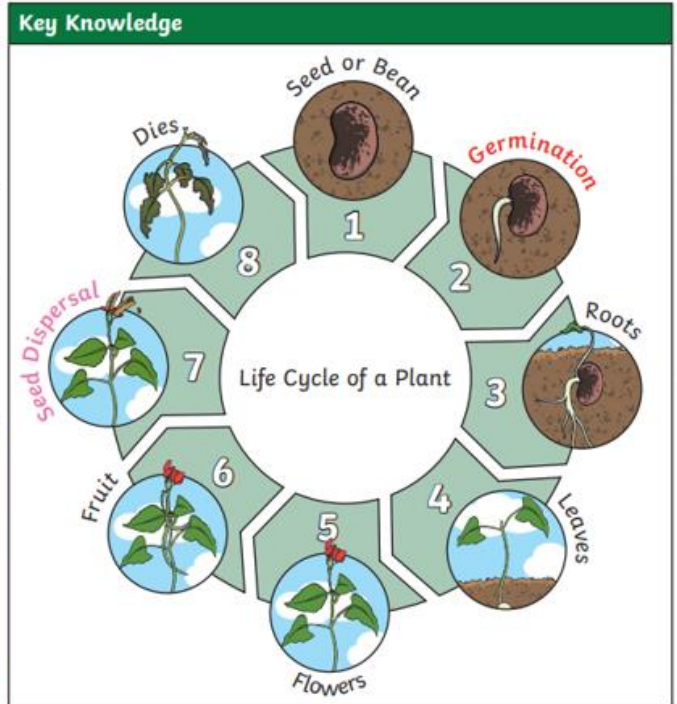
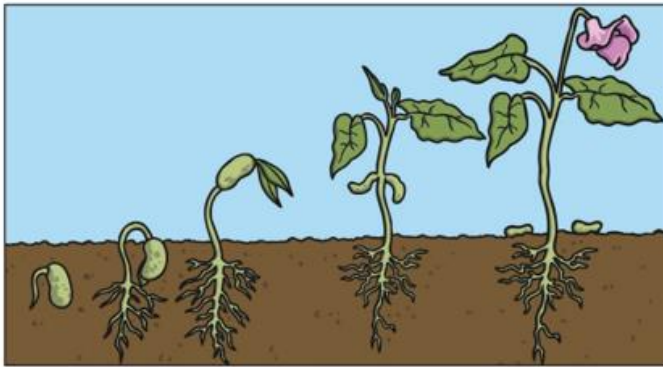
## Parts of Plants

				
leaves	spines	nettles	sting	thorns
				
petals	flowers	roots	leaf	stem
				
soil	poisonous leaves	veins	spikes	

## Plants

Year 2

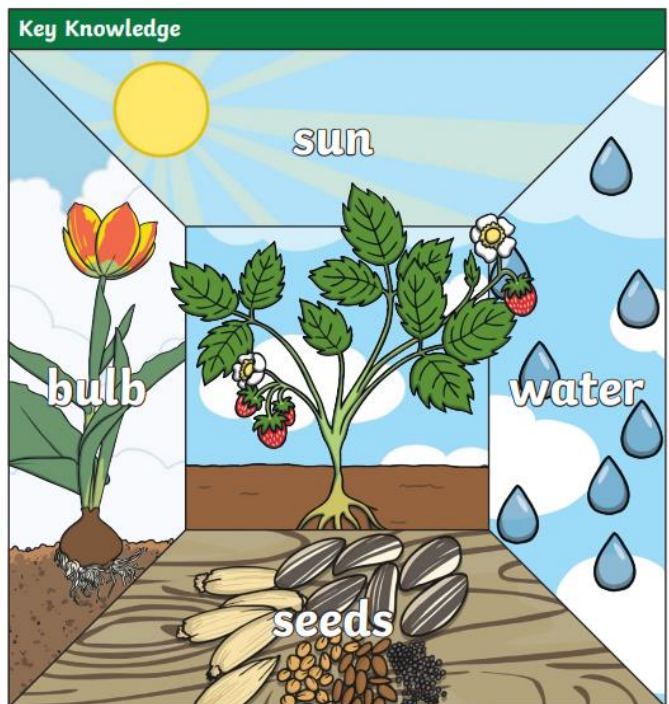
Key Vocabulary	
<b>germination</b>	When the conditions are right, the seed soaks up <b>water</b> and swells, and the tiny new plant bursts out of its shell. This is called <b>germination</b> .
<b>shoot</b>	A <b>shoot</b> grows upwards from the seed or plant to find <b>sunlight</b> .
<b>seed dispersal</b>	<b>Seed dispersal</b> is when the seeds move away from the parent plant. They can drop to the ground in the plant's fruit or be moved by the wind or animals.



## Plants

Year 2

Key Vocabulary	
<b>What do plants need to grow well?</b>	
<b>sunlight</b>	All plants need light from the sun to grow well. Some plants need lots of <b>sunlight</b> . Some plants only need a little <b>sunlight</b> .
<b>water</b>	All plants need <b>water</b> to grow. Without <b>water</b> , seeds and bulbs will not <b>germinate</b> .
<b>temperature</b>	<b>Temperature</b> is how warm or cold something or somewhere is. Some plants like cooler <b>temperatures</b> and some like warmer <b>temperatures</b> .
<b>nutrition</b>	Food or nourishment. Plants make their own food in their leaves using <b>sunlight</b> .





Plants

Year 1

Key Vocabulary	
<b>wild plants</b>	A <b>wild plant</b> seed grows where it falls. It doesn't need to be planted or cared for as it grows.
<b>garden plants</b>	<b>Garden plants</b> are plants that people choose to grow in their gardens.
<b>weed</b>	<b>Weeds</b> are <b>wild plants</b> that grow in places where people don't want them.
<b>deciduous</b>	A <b>deciduous</b> tree loses its <b>leaves</b> each year.
<b>evergreen</b>	An <b>evergreen</b> tree keeps its <b>green leaves</b> all year round, even in the winter.

Key Knowledge

Wild Plants



Trees



Garden Plants



Plants

Year 1

Key Vocabulary	
<b>roots</b>	<b>Roots</b> take in water and nutrients from the soil and keep the plant in the ground.
<b>stem</b>	The <b>stem</b> holds the plant up and carries the water and nutrients from the <b>roots</b> to the <b>leaves</b> and <b>flowers</b> .
<b>leaves</b>	<b>Leaves</b> catch sunlight to help the plant to make its own food.
<b>flowers</b>	<b>Flowers</b> attract insects and birds.
<b>petals</b>	<b>Petals</b> are the colourful part of the <b>flower</b> .
<b>fruit</b>	<b>Fruit</b> contains the plant's <b>seeds</b> . Sometimes humans try to grow <b>fruit</b> without <b>seeds</b> because it's easier to eat.
<b>seed</b>	<b>Seeds</b> grow into new plants.
<b>bulb</b>	<b>Bulbs</b> grow into new plants.

Key Knowledge

