




Rye Community Primary School
Pugwash Nursery
The Grove
Rye
East Sussex
TN31 7ND



01797 222825
office@ryeprimary.co.uk

01797 228695
pugwash@ryeprimary.co.uk

Acting Headteacher: Miss Kelly Martin BA (Hons) Ed.

Acting Deputy Headteacher: Miss Victoria Isted BA (Hons) PGCE NPQML



Message from the Acting Headteacher – Kelly Martin

We understand that closing the school due to the adverse weather causes different feelings for different people! However, I want to assure you all that the decisions taken ensure that the safety of pupils, families, staff and the wider school community are always our priority. Emergency closure of a school is not something that is taken lightly. Schools are obviously places of learning and we as a staff can't wait to get back to our job as teachers and helping your children to make progress with their learning! As well as an educator of many years I am also a mum and I know that snow for children is fun and they will want to enjoy it while it is here; as we do not get it very often! Some of you may also be feeling that way too! However, as with my opening statement some of you will be very pleased we don't have snow very often! Therefore, whether you are embracing the outdoors or huddled up at home I have provided some fun activities for you to complete with your child/children, if you wish and you would like something extra to do! Some of the activities can be completed independently by your child. However, some of the activities, if you choose to do them, will need you to support your child; as a guide especially if they involve the use of the internet, going outside to explore or using the oven or kitchen equipment. As parents and carers, it is up to you which activities you choose to engage in from the lists below. These lists are not exhaustive and you may be able to think of your own fun ideas which I know your child's class teacher would also love to see!

I have roughly separated the activities into Early Years Foundation stage, Key stage 1 and Key stage 2 but feel free to choose activities from another list if you feel that they are appropriate for your child.

We will continue to keep you updated via the East Sussex School closure website <https://apps.eastsussex.gov.uk/educationandlearning/schools/schoolclosures> and our school website and social media pages.

Happy Home learning!
With warmest wishes,
Miss Martin

Pugwash, Minnows and Sardines.

English

READ, READ, READ!

Enjoy and play in the snow- adults can encourage you to describe the snow and maybe they can write down some of the words you used to describe the snow- words such as bright, crunchy, icy, cold! You could also have a go at writing the initial sounds or sounding out the whole word! Look for the digraphs and trigraphs like the "igh" in "bright". You could even make some home-made paper snowflakes and write your describing words on these.

Practise your phonics and tricky words.

Ask an adult to help you read some stories. Choose your favourite book and bring to school to share with the class. Practise writing your letters and the sounds that you know. Think of words which begin with these sounds and draw a winter picture for each word. E.g. s – snowman, h – hat.

Draw a picture of yourself in the snow and practice writing your name in your neatest handwriting.

Maths

Build a snowman with 3 buttons on his body, a nose, 2 eyes, 10 pebbles for a mouth and give him a hat and scarf. Use your own ideas to make a smaller friend for your snowman. Count and record how many items you used.

Play board games and card games.

Practise writing your numbers 0 – 10 or 20.


Go on a number or shape hunt. You can do it in your house or with your grown- ups where you live. Draw or take pictures of the numbers and or shapes that you find.

Get an adult to time you – how many snowballs can you make in one minute?





Rye Community Primary School
Pugwash Nursery
The Grove
Rye
East Sussex
TN31 7ND



01797 222825
office@ryeprimary.co.uk

01797 228695
pugwash@ryeprimary.co.uk

Acting Headteacher: Miss Kelly Martin BA (Hons) Ed.

Acting Deputy Headteacher: Miss Victoria Isted BA (Hons) PGCE NPQML

Art and Design Technology

- Create a "snowy day" picture using a variety of materials. Bring to school to share with the class.
- Build a snow sculpture. Draw a picture or take a photograph of what you have created.
- Draw a picture of yourself in warm clothes playing in the snow.
- Draw a suitcase and the items you need for a fun day in the snow.
- Use food colouring to make designs and write words in the snow. Take a photograph of your work. Bring it to school to share with your friends.
- Design a new pair of wellingtons.
- Make a model using recycling materials. Take a photograph or draw a picture of it to take in to school.

Wellbeing

- Make some soup or bake with an adult. Help to weigh out the ingredients.
- Go sledging with family and friends.
- Wrap up warm and enjoy being outside.
- Come back in and be cosy inside and play board games and card games.

KEY STAGE ONE - Clownfish, Seahorses, Sea Turtles, Lobsters.

ENGLISH

READ, READ, READ!

- Write an imaginative "snow story"
- Create a newspaper article on snow or keep a diary of what you have been up to in the snow.
- Write a set of instructions on how to build a snowman/snow sculpture.
- Write an imaginary story about a snowman that comes to life in your back garden.
- Hunt for Winter words in books/newspaper/comics etc.
- List as many adjectives as you can to describe the snow and weather. Use your adjectives to make a word search.
- Practise your handwriting
- Write a winter poem and illustrate.
- Create a new cover for your reading book, don't forget to include the name of the author, illustrator and write a blurb for the back cover.
- Revisit phonic sounds/spelling words already covered.
- Continue with any spelling/reading homework if it has been issued.
- Work on the alphabet/alphabetical order.

Maths

- Design a symmetrical snowman using 2D shapes.
- Hunt for 2D shapes and 3D objects around your house. How many can you find? Make a list of them.
- Practise mental maths – can you improve your speed and accuracy with your number munchers?
- Make a snowman, igloo or sculpture and measure it. You could draw or take a picture of it and bring it into class.
- Revise work on number bonds to 10, 20 and 100. How fast can you recall the facts?
- Times table revision.
- Play counting on games such as snakes and ladders.

Science

- Investigate snow and ice. e.g. how long does it take to melt in different places inside and outside the house.

Art, Design and Technology

- Look out of your window and draw what you see.
- Make a "snowy day" collage.
- Make a detailed drawing of your favourite toy in the snow.
- Design your own 'super sledge'. Label it and make a list of the materials you would need to build it.
- Design your own "snow" board game. Don't forget the rules for the game.


Wellbeing

- Find a healthy recipe e.g. soup. Write out the recipe. If you have the ingredients you could make this with an adult.
- Make up a circuit of activities you could do in the snow.





Rye Community Primary School
Pugwash Nursery
The Grove
Rye
East Sussex
TN31 7ND



01797 222825
office@ryeprimary.co.uk

01797 228695
pugwash@ryeprimary.co.uk

Acting Headteacher: Miss Kelly Martin BA (Hons) Ed.

Acting Deputy Headteacher: Miss Victoria Isted BA (Hons) PGCE NPQML

Key stage 2 – Cuttlefish, Barracudas, Killer Whales, Stingrays, Marlin, Jellyfish, Sharks and Dolphins.

English

READ, READ, READ!

Make up a winter quiz to ask others in the class.

Write a snow/winter alphabet, e.g. a – avalanche, b – blizzard.

How many words can you make from the letters in WINTER WONDERLAND. Make a list and bring in to school to share with the class.

Use the wintry landscape as a setting for a story.

Write a poem about Winter. Use adjectives.

Make sure your reading homework is up-to-date.

See if you can find a Winter book- Write a book review about the book you are reading.

Write a news report about the snowy weather including details about how it is affecting your family.

Design a front cover for a book you have read recently and write a blurb that would make people want to read it.

Write an information report about snow that you could present to younger children.

Using a camera take pictures of your day. Use them to create a comic strip of your day, remembering to sequence them correctly.

Write a winter poem using rhyming language.

Write an imaginative story about getting stuck in a snow storm.

Maths

Go outside and make a snowman measuring less than 30cm tall.

Design a calendar and add any special events. E.g. birthdays or anniversaries.

Find two containers which can hold the same amount of water.

Practise your multiplication and division facts.

Help an adult to cook or bake following a recipe. Take responsibility for measuring the ingredients. Using any shopping catalogue (including on the internet) “choose” birthday gifts up to the value of £20 for different members of your family.

Measure the snow using a ruler in one place each hour and keep a note of how much it increased or decreases throughout the day/days. You could then draw a graph to chart the changes.

Write out 15 numbers in hundred of millions, millions, thousands etc. Order them from the smallest number to the largest. What is the difference between the largest and smallest number?

Create your own favourite Season survey table. Ask at least 5 friends or family members what their favourite Season is. Create a graph to present your findings either by hand or using a computer program.

You have a budget of £60 to spend on a party for 10 people. Using a supermarket website to help you, make a list of what you would buy and how much it would cost. Remember that everyone has to have something to eat and drink. You must not go over £60.

Think of a 3-digit number and write down 15 different ways to make this number.

Write out 20 number sentences which include adding or subtracting Thousands, Hundreds, Tens and Units.

Complete times tables challenges with your friends and family.

Science

Investigate snow and ice. e.g. how long does it take to melt in different places inside and outside the house. Write out your experiment and include what you did and the results you got.

Visit the www.bbc.co.uk/weather website to gather facts and figures about the bad weather we are experiencing.

Using this information, write a weather report for the whole of Britain which will give people detailed information about what temperatures and conditions they should expect.


Research snowflakes.

Compare weather forecasts using: <http://www.bbc.co.uk/weather/> www.metcheck.com www.metoffice.gov.uk





Rye Community Primary School
Pugwash Nursery
The Grove
Rye
East Sussex
TN31 7ND



01797 222825
office@ryeprimary.co.uk

01797 228695
pugwash@ryeprimary.co.uk

Acting Headteacher: Miss Kelly Martin BA (Hons) Ed.

Acting Deputy Headteacher: Miss Victoria Isted BA (Hons) PGCE NPQML

Art, Design and Technology

Look out of your window and create a detailed drawing of what you see.

Create a snow sculpture. Take a photograph or draw a picture of it to share with the class.

Take interesting photographs of anything snowy. Put these into a power point or create a collage to display back in school.

Design your own 'super sledge'. Label it and make a list of the materials you would need to build it.

Design your own "snow themed" board game. Don't forget the rules for the game.

Build a snow castle. If possible take a picture of it to show to the class.

Using the internet, find out what parts of the world are cold all year round. Note down your findings.

Research Activities

Research, record and bring in some fascinating winter facts e.g. coldest ever recorded temperature, coldest place in the world, creatures that live in the cold, coldest place in Britain today, what snow is, how ice forms ...

Research the temperature in other parts of the world. Start with capital cities.

Wellbeing

Find a healthy recipe e.g. soup. Write out the recipe. If you have the ingredients you could make this.

Choose your favourite song at the moment and create a dance routine that you could teach to the class. Write down the moves so you don't forget them.

Make up a circuit of activities you could do in the snow.

Go out for a walk in the snow and enjoy the fresh air with your family.

Additional activities for all Key stages

Oxford owl reading resources <https://www.oxfordowl.co.uk/>

www.ictgames.com

